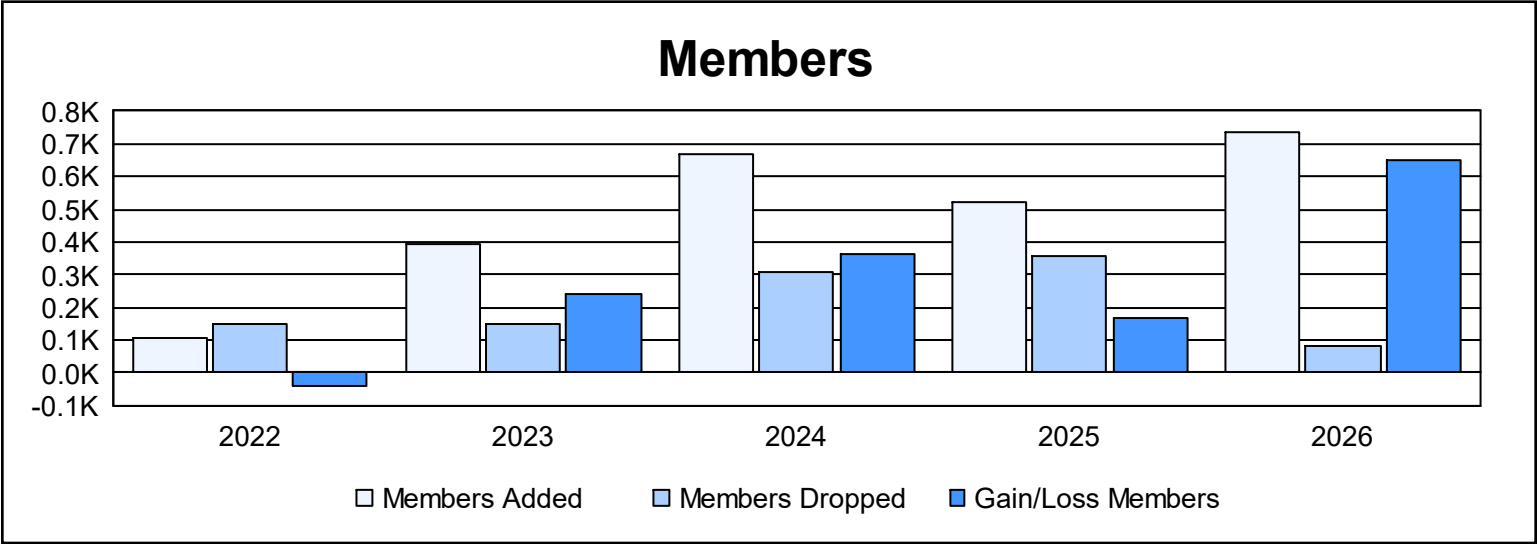
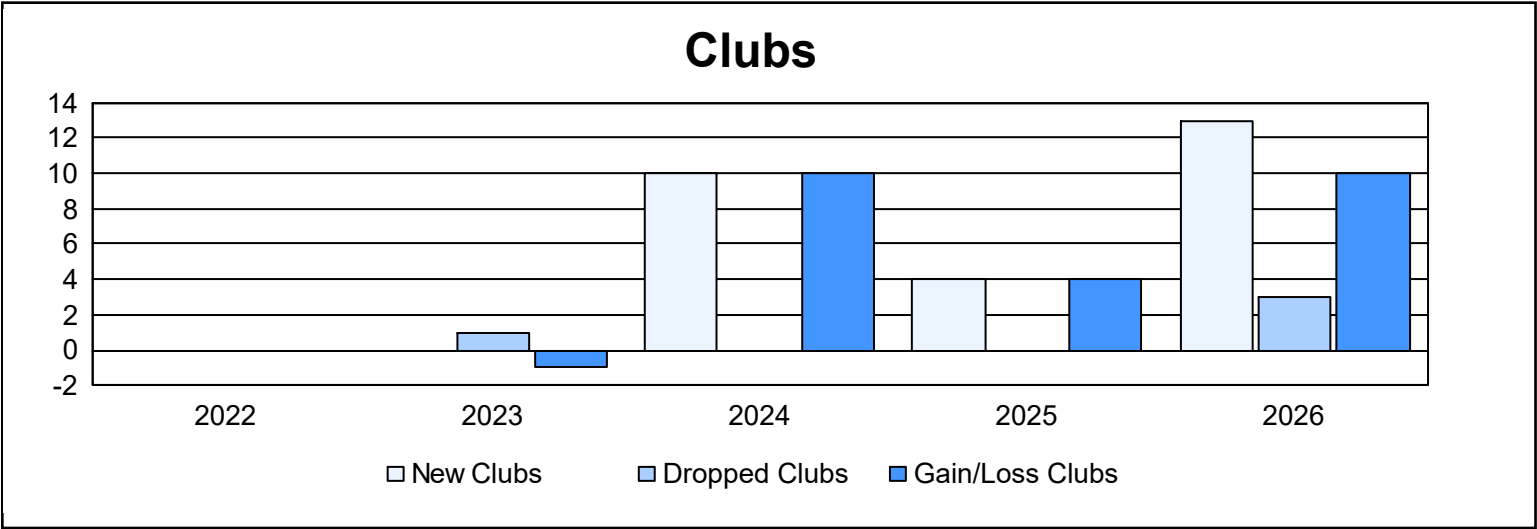
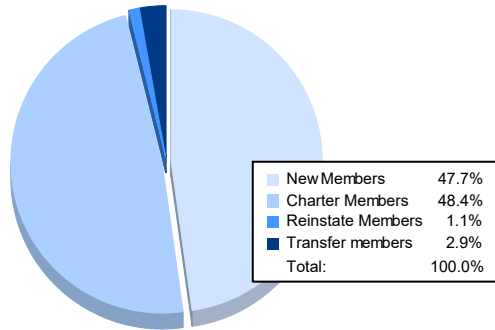


| Year      | New Clubs | Dropped Clubs | Gain/ Loss Clubs | New Members | Charter Members | Reinstate Members | Transfer Members | Total Member Added | Total Members Dropped | Gain/ Loss Members |
|-----------|-----------|---------------|------------------|-------------|-----------------|-------------------|------------------|--------------------|-----------------------|--------------------|
| 2021-2022 | 0         | 0             | 0                | 96          | 4               | 0                 | 6                | 106                | 147                   | -41                |
| 2022-2023 | 0         | 1             | -1               | 368         | 7               | 0                 | 17               | 392                | 151                   | 241                |
| 2023-2024 | 10        | 0             | 10               | 380         | 240             | 21                | 30               | 671                | 306                   | 365                |
| 2024-2025 | 4         | 0             | 4                | 324         | 130             | 12                | 58               | 524                | 354                   | 170                |
| 2025-2026 | 13        | 3             | 10               | 351         | 356             | 8                 | 21               | 736                | 84                    | 652                |
| Average   | 5         | 1             | 5                | 304         | 147             | 8                 | 26               | 486                | 208                   | 277                |



### Membership Composition December 2025 Cumulative



### Gender Composition December 2025 Cumulative

